

24" / 28" / 32" Pre-Configured Items

Pub Back (PB)



CS 713-24-PB  
CS 713-28-PB  
CS 713-32-PB

Solid Back (SB)



CS 713-24-SB  
CS 713-28-SB  
CS 713-32-SB

Split Back (SP)



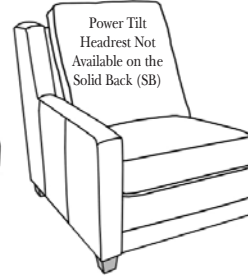
CS 713-24-SP  
CS 713-28-SP  
CS 713-32-SP

Pub Back (PB)



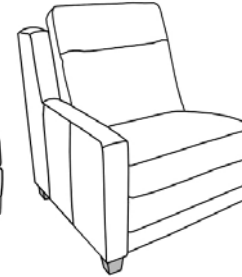
CS 726-24-PB  
CS 726-28-PB  
CS 726-32-PB

Solid Back (SB)



CS 726-24-SB  
CS 726-28-SB  
CS 726-32-SB

Split Back (SP)

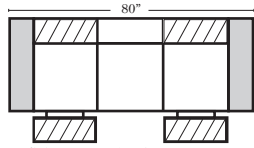


CS 726-24-SP  
CS 726-28-SP  
CS 726-32-SP

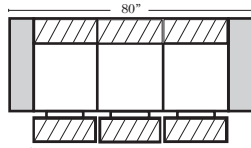
713 = Nail Head Trim

726 = No Nail Head Trim

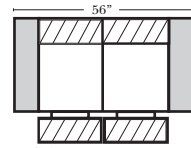
24" Items



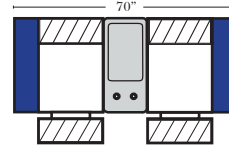
Reclining 3C Sofa-53801 w/2 Pwr Seats & Headrests



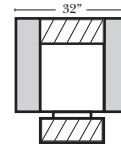
Reclining 3C Sofa-53802 w/3 Pwr Seats & Headrests



Reclining 2C Loveseat-53805 w/2 Pwr Seats & Headrests

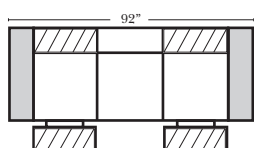


Recl. 2C w/Large Straight Console Loveseat all Pwr-53854

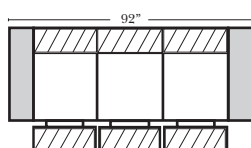


Recliner-53806 w/1 Pwr Seat & Headrest

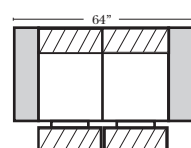
28" Items



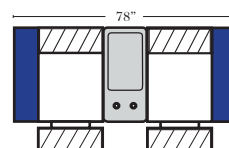
Reclining 3C Sofa-53801 w/2 Pwr Seats & Headrests



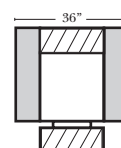
Reclining 3C Sofa-53802 w/3 Pwr Seats & Headrests



Reclining 2C Loveseat-53805 w/2 Pwr Seats & Headrests

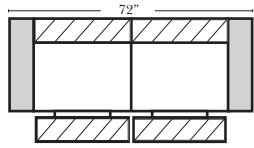


Recl. 2C w/Large Straight Console Loveseat all Pwr-53854

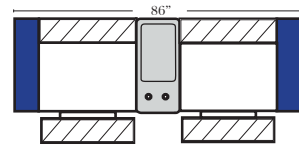


Recliner-53806 w/1 Pwr Seat & Headrest

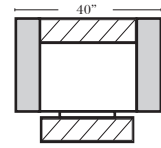
32" Items



Reclining 2C Sofa-52801 w/2 Pwr Seats & Headrests

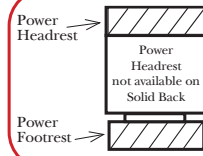


Recl 2C w/Large Straight Console Sofa w/2 Pwr Seats & Headrests-52855



Recliner-52806 w/1 Pwr Seat & Headrest

**Standard:** Seat Cushions are foam crowned with Memory Gel  
**Standard:** Power Recliners included where there are reclining seats.  
**Standard:** Power Headrests included where there are reclining seats except on Solid Back (SB).



**\*\*Portable Single Theater Arm (1)** (Black, Hammered Antique, or Silver) Cup Holder (Fabric or Leather) (Used with 24" Style)



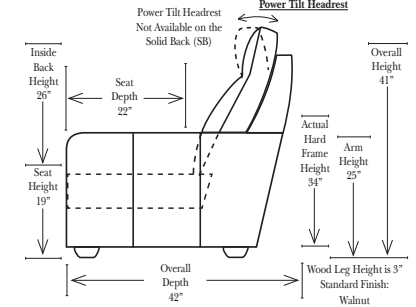
(8" W x 21" D x 6" H)

**\*\*\*Portable Double Theater Arm (2)** (Black, Hammered Antique, or Silver) Cup Holder (Fabric or Leather) (Used with 32" Style)



(13" W x 21" D x 6" H)

Put Green Arrows with Red Arrows to Create Sectional Groups



**Standards & Options**

**Standard:**

- Available in Full & Top Grain Leathers
- Available in Luxury Fabrics
- All Hardwood Frames
- Wood Leg Finish (Standard is Walnut)
- Seat Cushions are Crowned with Memory Gel.
- Power Recliners included where there are reclining seats.
- Power Headrests included where there are reclining seats except on Solid Back (SB).
- Power toggle controller with USB charging port for each power recliner or headrest

**Options: (No Additional Charge)**

- No. 33 Firm Foam
- Wood Leg Finish (Available in Cherry, Chocolate, Espresso, Honey Oak, & Shadow)
- Add a Brushed Metal Vintage Legs

**Options: (Additional Charges Apply)**

- Rechargeable Battery Pack (will operate 2 recliner footrests or multiple mechanisms per recliner)
- Add Power Lumbar
- Swivel Table for Console Arms (Espresso or Walnut Wood Finish)
- \*\*Portable Single Theater Arm (1) Cup Holder or \*\*\*Portable Double Theater Arm (2) Cup Holders (Black, Hammered Antique, or Silver Cup Holders) (Fabric or Leather)



The 32" Recliner has a Length of 40"

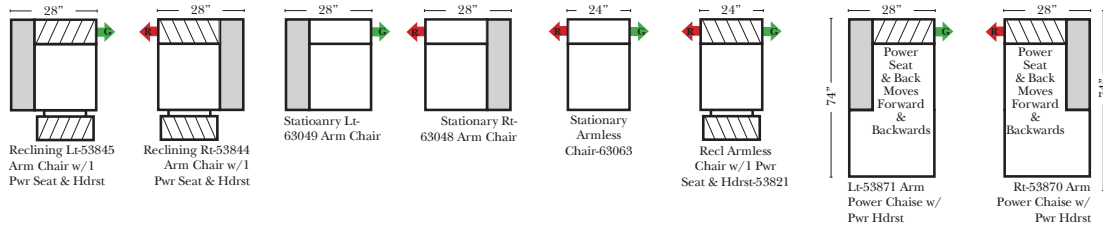
The 24" Recliner has a Length of 32"  
The 28" Recliner has a Length of 36"

**Note:**

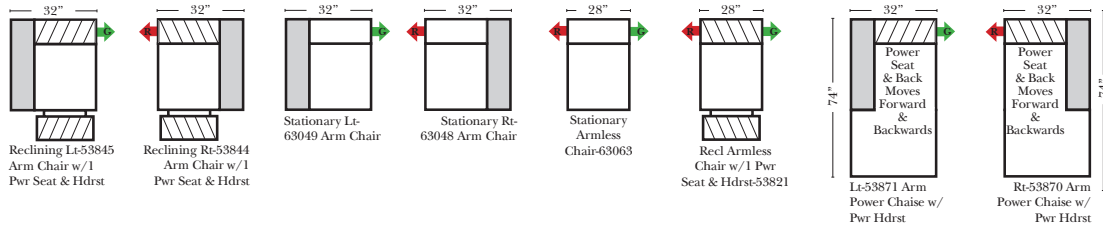
All Dimensions are approximate, if accuracy is crucial, please contact us for validation of the dimensions shown. However, a 1" to 2" variance can still apply due to foam and upholstery.

## 24" / 28" / 32" Component Items

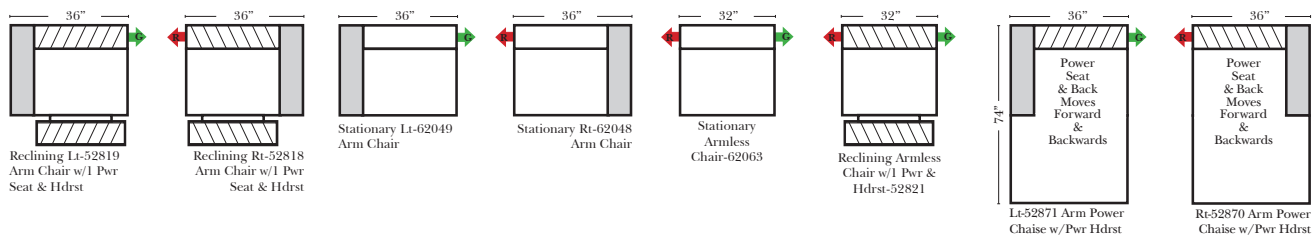
### 24" Items



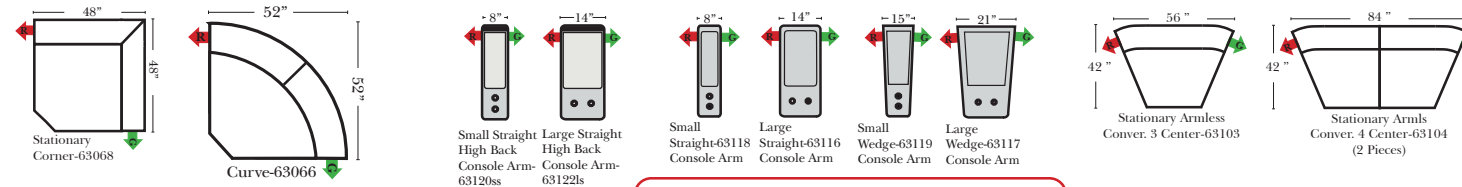
### 28" Items



### 32" Items



### Components for both 24" and 32"

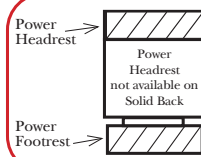


Large & Small consoles are fully upholstered.

**Standard:** Seat Cushions are foam crowned with Memory Gel

**Standard:** Power Recliners included where there are reclining seats.

**Standard:** Power Headrests included where there are reclining seats except on Solid Back (SB).



\*\*Portable Single Theater Arm (1) (Black, Hammered Antique, or Silver) Cup Holder (Fabric or Leather) (Used with 24" Style)

(8" W x 21" D x 6" H)

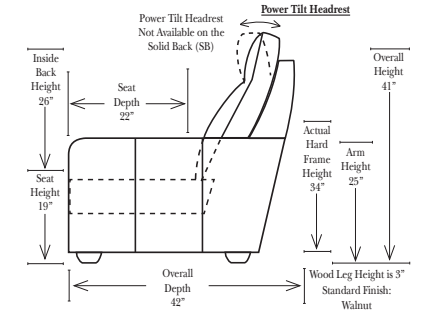


\*\*Portable Double Theater Arm (2) (Black, Hammered Antique, or Silver) Cup Holder (Fabric or Leather) (Used with 32" Style)

(13" W x 21" D x 6" H)



Put Green Arrows with Red Arrows to Create Sectional Groups



### Standards & Options

#### Standard:


- Available in Full & Top Grain Leathers
- Available in Luxury Fabrics
- All Hardwood Frames
- Wood Leg Finish (Standard is Walnut)
- Seat Cushions are Crowned with Memory Gel.
- Power Recliners included where there are reclining seats.
- Power Headrests included where there are reclining seats except on Solid Back (SB).
- Power toggle controller with USB charging port for each power recliner or headrest

#### Options: (No Additional Charge)

- No. 33 Firm Foam
- Wood Leg Finish (Available in Cherry, Chocolate, Espresso, Honey Oak, & Shadow)
- Add a Brushed Metal Vintage Legs

#### Options: (Additional Charges Apply)



- Rechargeable Battery Pack (will operate 2 recliner footrests or multiple mechanisms per recliner)
- Add Power Lumbar
- Swivel Table for Console Arms (Espresso or Walnut Wood Finish)
- \*\*Portable Single Theater Arm (1) Cup Holder or
- \*\*\*Portable Double Theater Arm (2) Cup Holders (Black, Hammered Antique, or Silver Cup Holders) (Fabric or Leather)



#### Note:

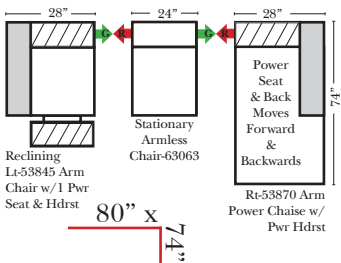
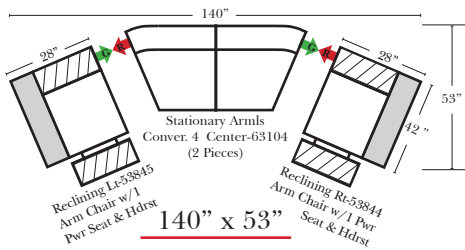
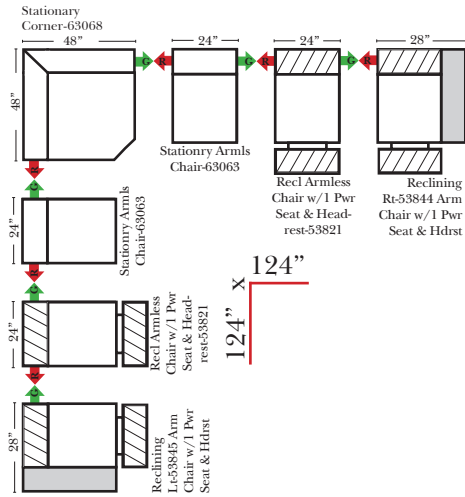
All Dimensions are approximate, if accuracy is crucial, please contact us for validation of the dimensions shown. However, a 1" to 2" variance can still apply due to foam and upholstery.

## Suggested Configurations for 24" / 28" / 32" styles

Put Green Arrows with Red Arrows to Create Sectional Groups  

The Suggested Configurations below are only a sample of what the imagination can create, please enjoy creating the configuration that fits your lifestyle, using the ideas below and from the items on the opposite page.

**24"**

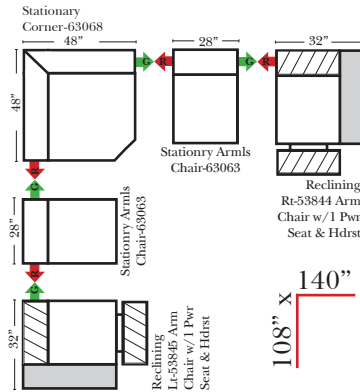
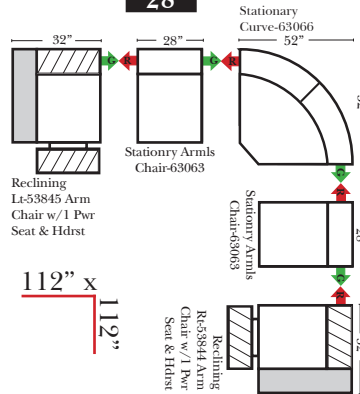


**\*\*Portable Single Theater Arm (1)**  
(Black, Hammered Antique, or Silver)  
Cup Holder  
(Fabric or Leather)  
(Used with 24" Style)



(8" W x 21" D x 6"H)

**28"**



**\*\*\*Portable Double Theater Arm (2)**  
(Black, Hammered Antique, or Silver)  
Cup Holder  
(Fabric or Leather)  
(Used with 32" Style)



(13" W x 21" D x 6"H)

**32"**

