



Maximo

24" / 28" / 32"

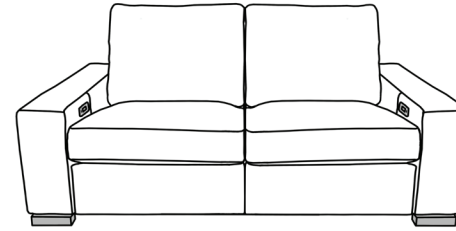
24" / 28" / 32" Pre-Configured Items



MAXIMO-24"

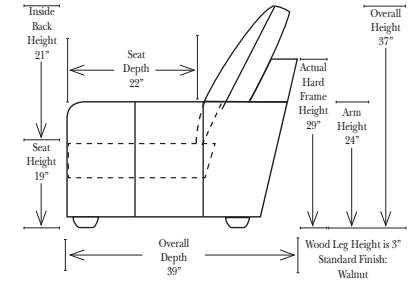


MAXIMO-28"

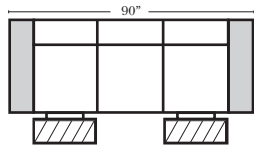


MAXIMO-32"

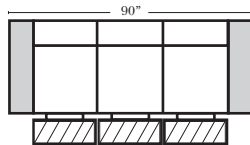
Put Green Arrows with Red Arrows to Create Sectional Groups →



24" Items



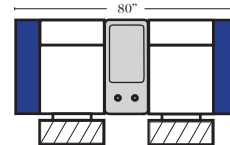
Reclining 3C Sofa-53701
w/2 Pwr Seats



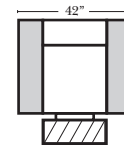
Reclining 3C Sofa-53702
w/3 Pwr Seats



Reclining 2C Loveseat-53705
w/2 Pwr Seats

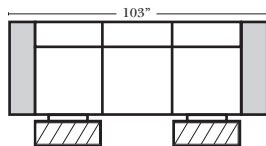


Recl. 2C w/Large Straight Console
Loveseat all Pwr-53774

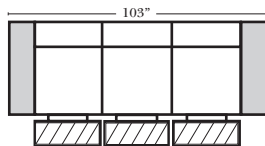


Recliner-53706 w/1
Pwr Seat

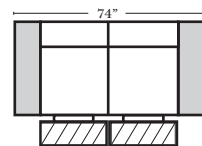
28" Items



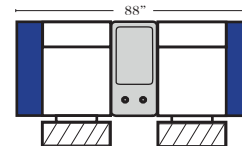
Reclining 3C Sofa-53701
w/2 Pwr Seats



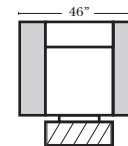
Reclining 3C Sofa-53702
w/3 Pwr Seats



Reclining 2C Loveseat-53705
w/2 Pwr

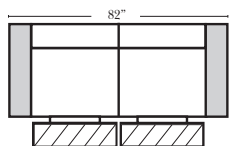


Recl. 2C w/Large Straight Console
Loveseat all Pwr-53774

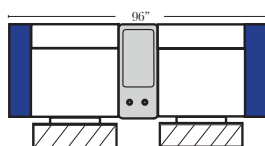


Recliner-53706
w/1 Pwr Seat

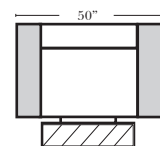
32" Items



Reclining 2C Sofa-52701 w/2 Pwr
Seats



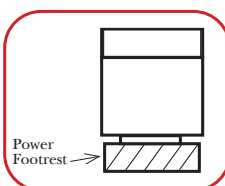
Recl 2C w/Large Straight Console Sofa
w/2 Pwr Seats & Headrests-52775



Recliner-52706 w/1
Pwr Seat

Standard: Seat Cushions are foam Crowned with Memory Gel.

Standard: Power Recliners included where there are reclining seats.



Power
Footrest

****Portable Single Theater Arm (1)**
(Black, Hammered
Antique, or Silver)
Cup Holder
(Fabric or Leather)
(Used with 24" Style)

(8" W x 21" D x 6"H)



*****Portable Double Theater Arm (2)**
(Black, Hammered
Antique, or Silver)
Cup Holder
(Fabric or Leather)
(Used with 32" Style)

(13" W x 21" D x 6"H)



Standards & Options

Standard:

- Available in Full & Top Grain Leathers
- Available in Luxury Fabrics
- All Hardwood Frames
- Seat Cushions are foam crowned with memory gel
- Wood Leg Finish (Standard is Walnut)
- Power Recliners included where there are reclining seats.
- Power toggle controller with USB charging port for each power reclining seat.


Options: (No Additional Charge)

- No. 33 Firm Foam
- Wood Leg Finish (Available in Cherry, Chocolate, Espresso, Honey Oak, & Shadow)

Options: (Additional Charges Apply)

- Rechargeable Battery Pack (will operate 2 recliner footrests or multiple mechanisms per recliner)
- Add Power Lumbar
- Swivel Table for Console Arms (Espresso or Walnut Wood Finish)
- **Portable Single Theater Arm (1) Cup Holder or ***Portable Double Theater Arm (2) Cup Holders (Black, Hammered Antique, or Silver Cup Holders) (Fabric or Leather)

Sleeper Options: (N/A on this style)



The 28" Sofa has a Length of 103"
The 32" 2C Sofa has a Length of 82"

Note:

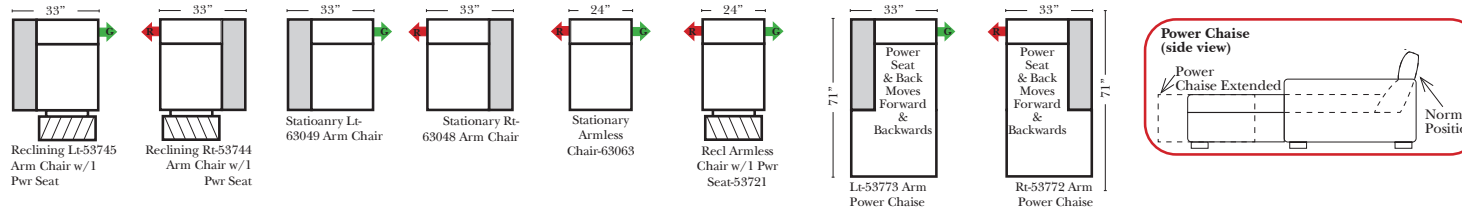
All Dimensions are approximate, if accuracy is crucial, please contact us for validation of the dimensions shown. However, a 1" to 2" variance can still apply due to foam and upholstery.

Maximo

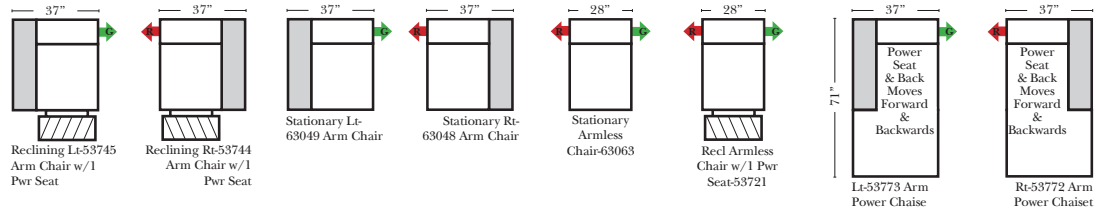
24" / 28" / 32"

24" / 28" / 32" Component Items

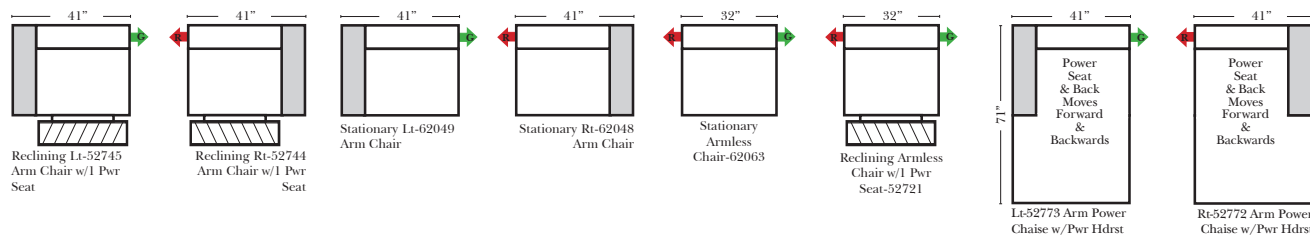
24" Items



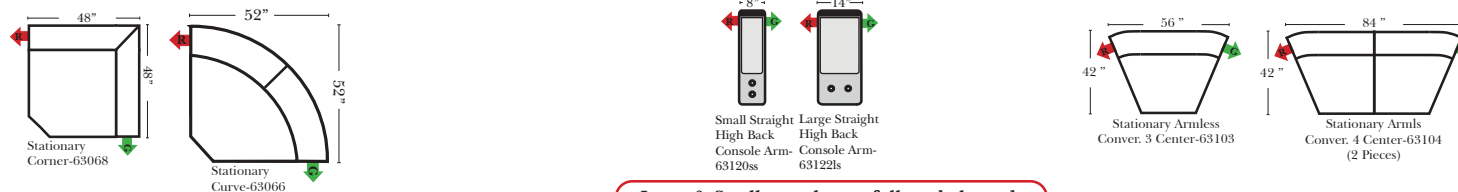
28" Items



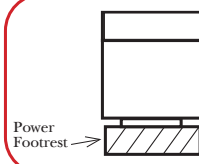
32" Items



Components for both 24" / 28" and 32"



Large & Small consoles are fully upholstered.



**Portable Single Theater Arm (1) (Black, Hammered Antique, or Silver) Cup Holder (Fabric or Leather) (Used with 24" Style)

(8" W x 21" D x 6"H)



***Portable Double Theater Arm (2) (Black, Hammered Antique, or Silver) Cup Holder (Fabric or Leather) (Used with 32" Style)

(13" W x 21" D x 6"H)



Queen & Twin Sleepers - N/A

Sleeper Options: (N/A on this style)



Note:

All Dimensions are approximate, if accuracy is crucial, please contact us for validation of the dimensions shown. However, a 1" to 2" variance can still apply due to foam and upholstery.

Standard: Seat Cushions are foam Crowned with Memory Gel.

Standard: Power Recliners included where there are reclining seats.

Maximo

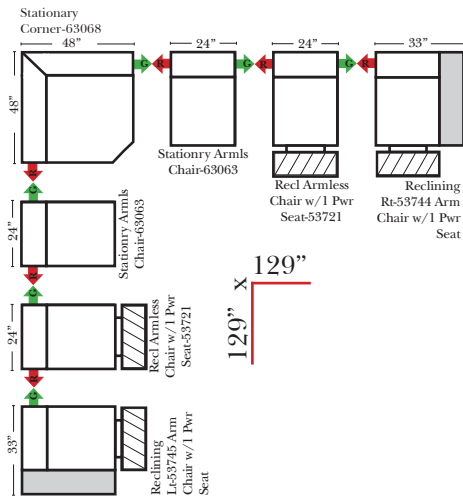
24" / 28" / 32"

Suggested Configurations for 24" / 28" / 32" styles

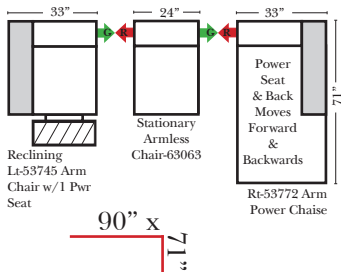
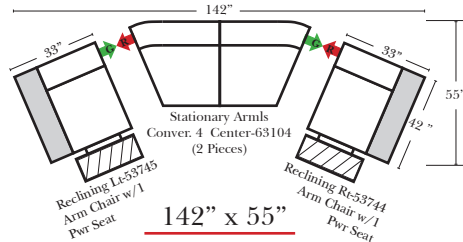
Put Green Arrows with Red Arrows to Create Sectional Groups

The Suggested Configurations below are only a sample of what the imagination can create, please enjoy creating the configuration that fits your lifestyle, using the ideas below and from the items on the opposite page.

24"



129" x 121"

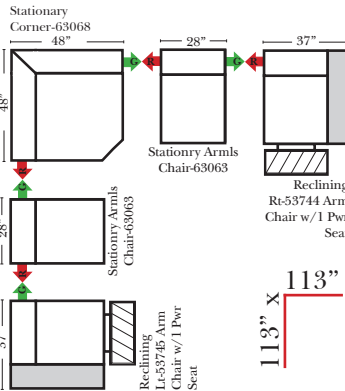
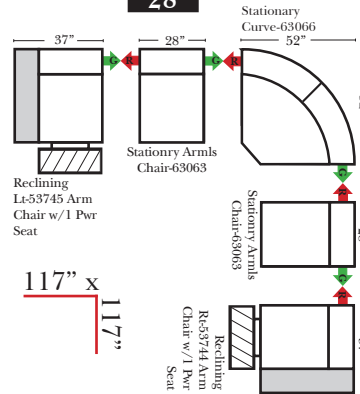


**Portable Single Theater Arm (1) (Black, Hammered Antique, or Silver) Cup Holder (Fabric or Leather) (Used with 24" Style)

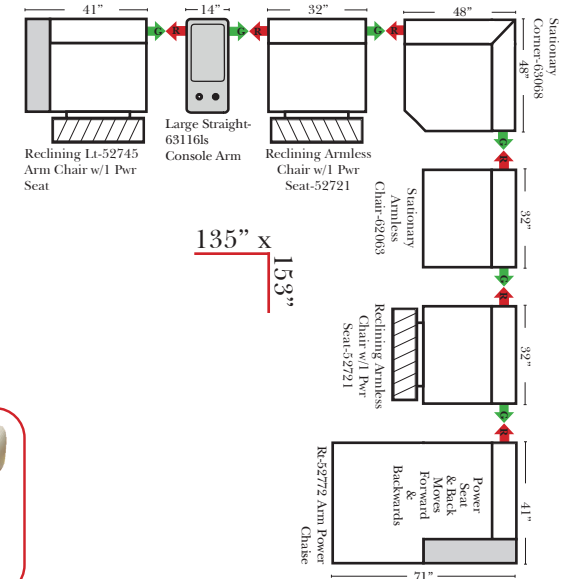
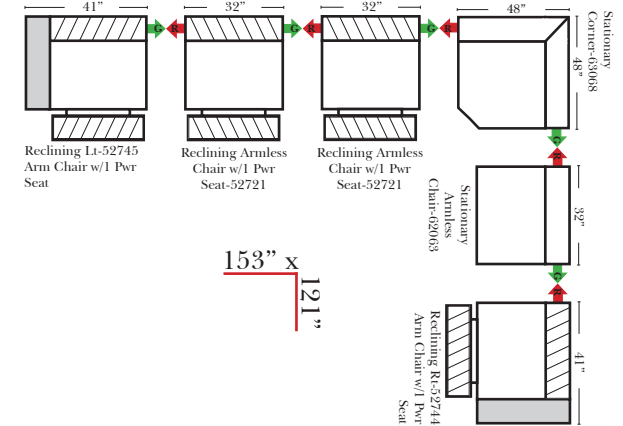


(8" W x 21" D x 6"H)

28"



32"



***Portable Double Theater Arm (2) (Black, Hammered Antique, or Silver) Cup Holder (Fabric or Leather) (Used with 32" Style)



(13" W x 21" D x 6"H)